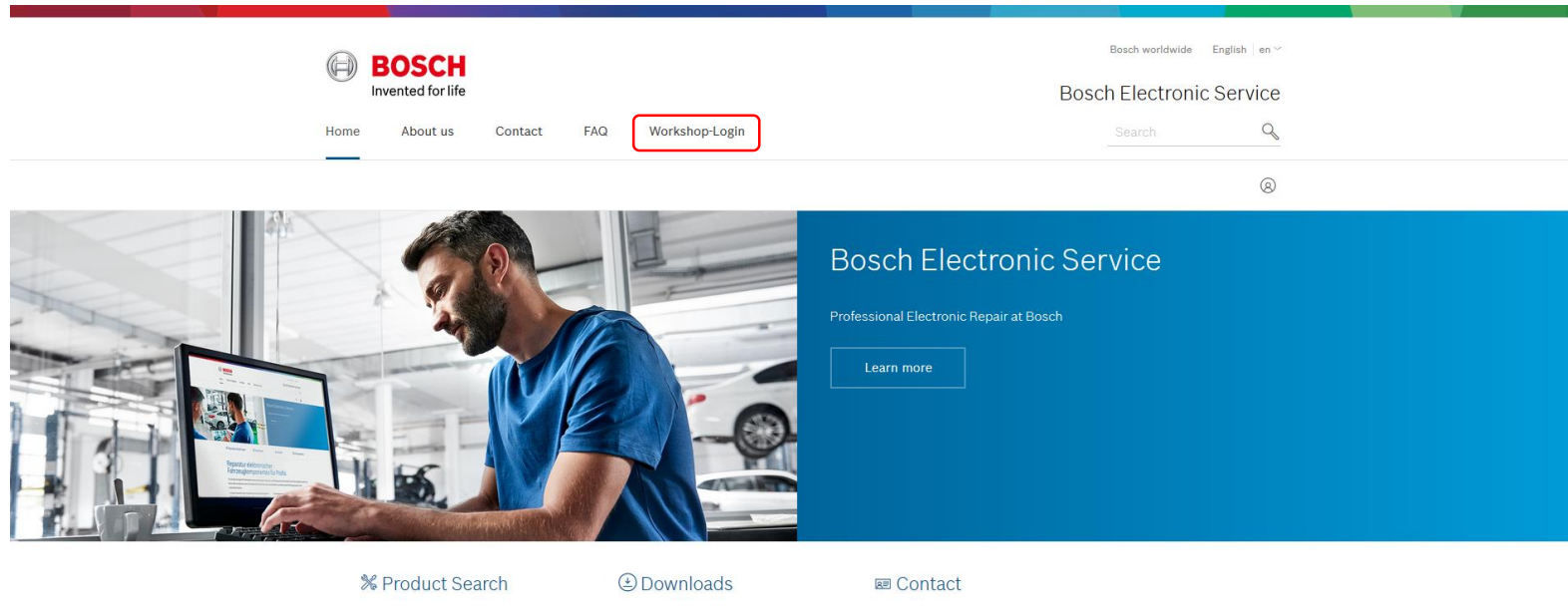


REGISTRATION AND LOGIN IN THE ELECTRONIC SERVICE PORTAL (ESEP)

ESeP Login Process

Use the Login Form

- ▶ Enter the online portal on www.bosch-repair-service.com
- ▶ Chose the **Workshop-Login** Button



ESeP Login Process

Overview

In our new ESeP-portal we use the Bosch-wide CIAM system for registration.

A distinction is made between 3 login cases, which are explained on the following pages:

① You are new and don't have any Login Credentials for the Dealer-Portal ➡ start with page **4**

② You already have Login-details for the Bosch Electronic Portal ➡ start with page **11**

③ You have already a Bosch Account (e.g. from other Bosch portals) ➡ start with page **15**

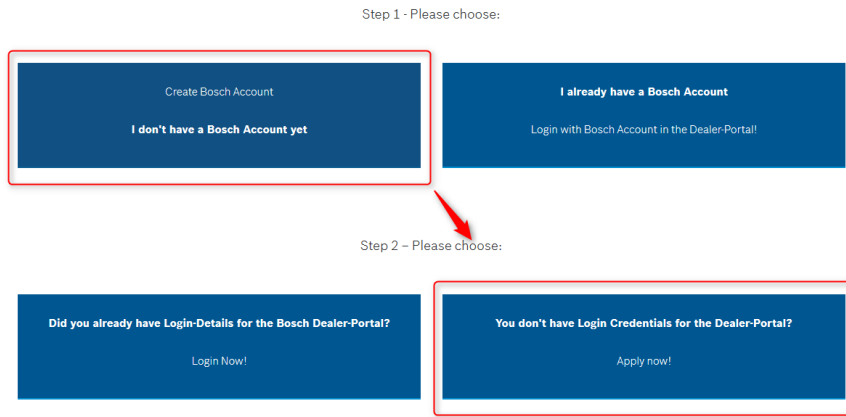
ESeP Registration Process

Get Access to Registration

- ▶ If you are not yet registered please choose Step 1
“**Create a Bosch Account**”
- ▶ In Step 2 choose “**Apply now!**” for registration

- ▶ Select the „**Start now** “ Button

Access the Bosch Electronic Service Portal in just a few steps



Step 3 - Apply for the Dealer-Portal - Thats how to do it!

- 1. Create Bosch Account**
 - Choose „Not registered yet?“
 - Provide E-Mail and Password
- 2. Confirm Bosch Account**
 - Click on the Link in the Confirmation Mail
 - Login with your Bosch Account
- 3. Apply for a Login in the Bosch Electronic Service Portal**
 - Provide your personal data and save it
 - Wait for the confirmation mail

Start now >

ESeP Registration Process

Step 1/6 – Enter E-Mail and Password

- ▶ Please click on „Not registered yet“

- ▶ Enter **email address**
- ▶ Set a **password**
- ▶ Accept the **terms and conditions**

Login with your Bosch ID

Email address

Password

Stay logged in [Forgot password >](#)

Login

Not registered yet? >



Register your Bosch ID

Email address
max.mustermann@de-bosch.com

Password

Moderate

Password must fulfill the following rules:

- min. 1 digit
- min. 1 special character
- min. 1 upper-case character
- min. 10 characters long

Repeat password

Please repeat your password.

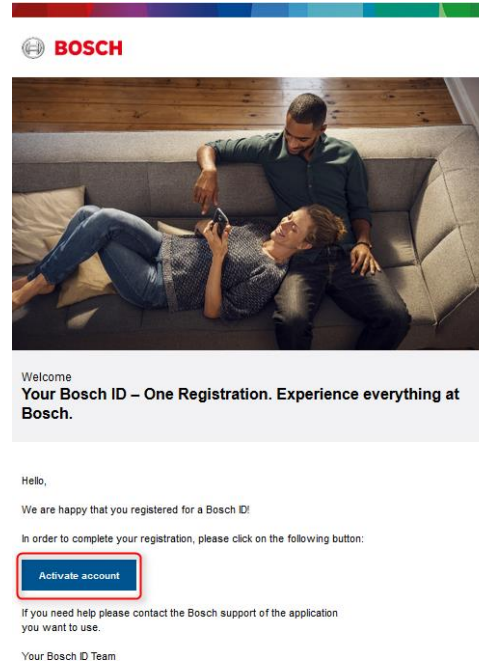
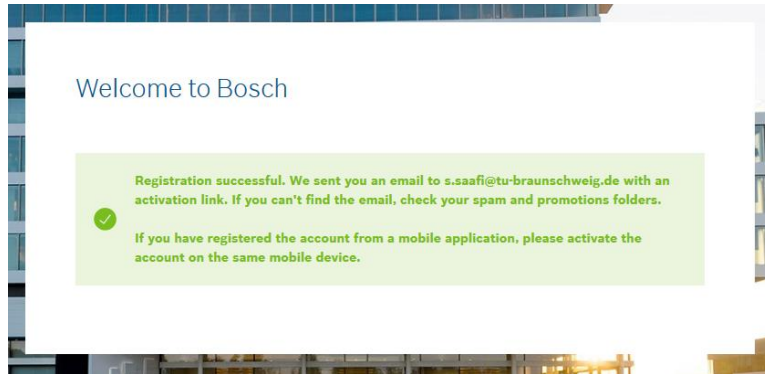
I agree to the terms & conditions.

Register

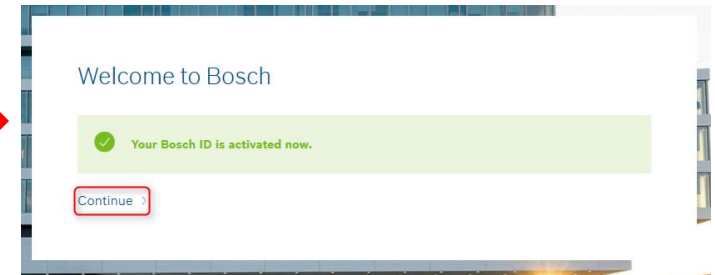
ESeP Registration Process

Step 2/6 – Activate your account

- ▶ Please note: If you can't find the email, check your spam/junk folders



- ▶ Click on „Continue“




- ▶ Select the „Activate account“ Button

ESeP Registration Process

Step 3/6 – Continue with registration


- ▶ Please select your Country
- ▶ Please select your Workshop type
- ▶ *Optinal:* Please select your Workshopconcept
- ▶ Finally select the „**Next**“ button to continue

Please register
(Registration is only for authorized service partners with a valid VAT ID number and signed contract possible!)

Country selection: * 

Email

Please enter an email address. This is required in order to help retrieve your password if ever you forget it. We respect your privacy and do not share your address with third parties.

Workshop type * 

ESeP Registration Process

Step 4/6 – Enter your Company & Personal Details

- ▶ Fill your **Company details** in the form
- ▶ Select the „**Next**“ button to continue

Company details

Company *

Company name (additional text)

Street *

House number *

Postcode *


City/place *

Countryselection DE:Germany:

VAT reg. no. *

Bosch customer number

I wish to collect eXtra points and agree with the terms and conditions of participation.

 * no yes

Back Next



- ▶ Fill your **Personal details** in the form
- ▶ Select the „**Next**“ button to continue

Personal details

Form of address * Please select... ▾

Title

First name *

Last name *

Phone *

Fax

Mobile

Back Next

ESeP Registration Process

Step 5/6 – Enter your Other Details and Check your Registration Summary

- ▶ Please agree the **GTC's** and the **Data Privacy Policy** to continue

- ▶ After you are agree with your submissions select the „**Register**“ button.
- ▶ If you don't agree click on „**Change details**“

Other details

GTCs * I agree to the [General Terms and Conditions \(GTC\)](#)

Data Privacy Policy * I agree to the [Data Privacy Policy](#)

How did you find us?

Electronic Service brochure Search on the internet
 Information material from Bosch Link to a Bosch website
 Personal recommendation Press information/trade publication Other source

News from Bosch Electronic Service * I do not want to be informed. I want to be informed.

[Back](#) [Next](#)



[Change details](#)

GTCs * yes

Data Privacy Policy * yes

How did you find us? Electronic Service brochure

News from Bosch Electronic Service * I do not want to be informed.

[Change details](#)

[Cancel](#) [Register](#)

ESeP Registration Process

Step 6/6 – Registration completed

- ▶ Please note that the registration process is not completed until you receive a confirmation email from us!

Your registration request for the Bosch Electronic Service portal will now be checked as quickly as possible. Provided your details are correct, we shall soon activate your account so you can use the Electronic Service. You will receive a separate email informing you of this.



- ▶ Please enter your **email address**
- ▶ Please enter your **password**
- ▶ Finally select the „**Login**“ Button for access

Login with your Bosch ID

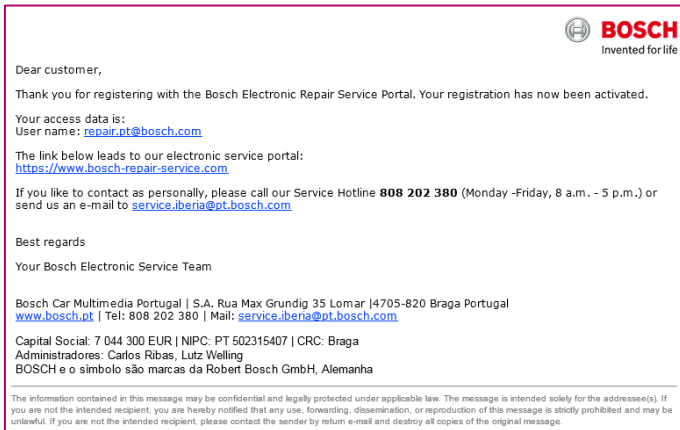
Email address
max.mustermann@de.bosch.com

Password
●●●●●●●●

Stay logged in [Forgot password >](#)

Login

[Not registered yet? >](#)



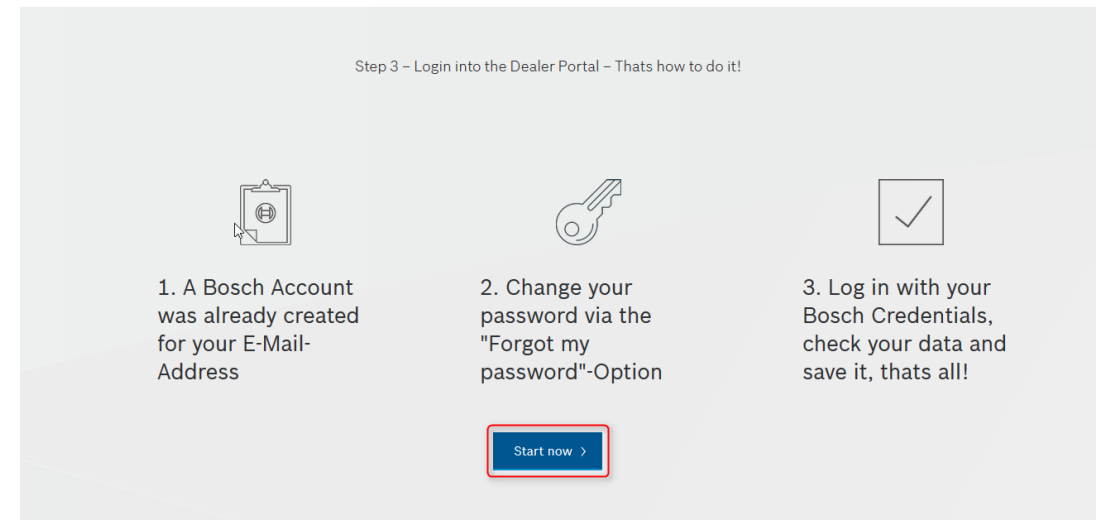
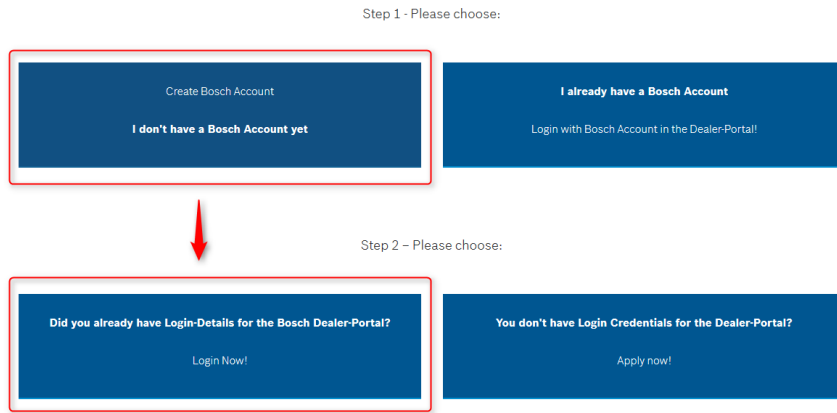
ESeP Login Process

Get Access to Login

- ▶ If you are not yet registered please choose in Step 1 **“Create a Bosch Account”**
- ▶ And choose in Step 2 **“Login Now!”** for Login

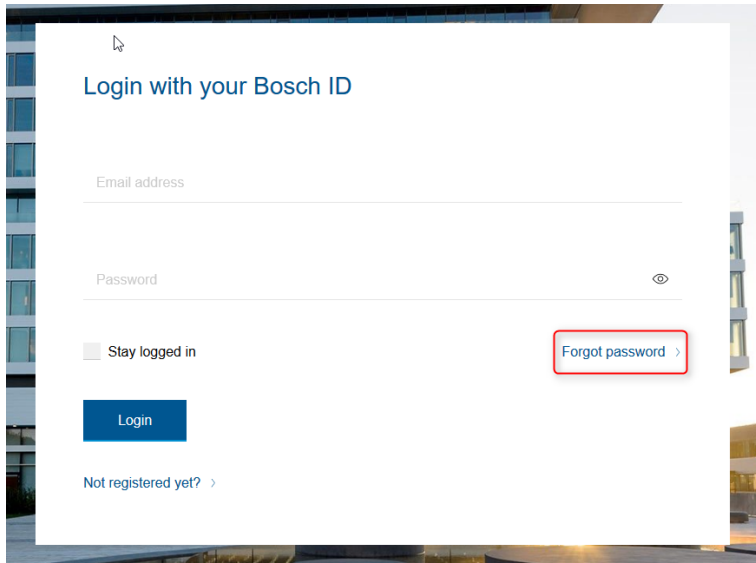
- ▶ Select the **„Start now“** Button

Access the Bosch Electronic Service Portal in just a few steps



ESeP Login Process

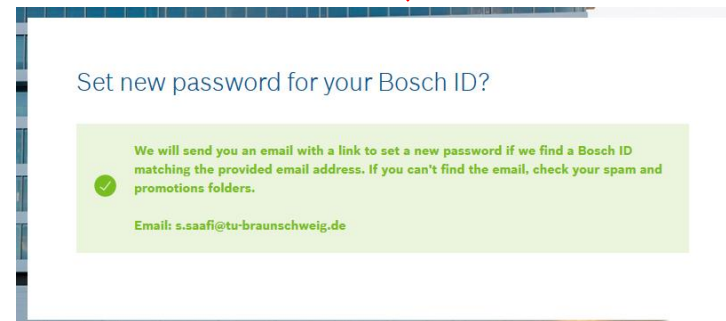
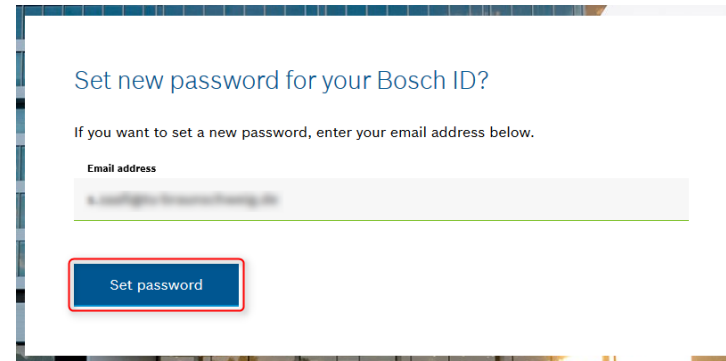
Step 1/3 – Forgot your password to get access



- ▶ Click on „**Forgot password**“



- ▶ Please enter your **Email address**
- ▶ Select the „**Set password**“ Button



ESeP Login Process

Step 2/3 – set a new password



- ▶ Reset password Email

Set new password for your Bosch ID

New password
.....

Strong

Password must fulfill the following rules:

- min. 1 digit
- min. 1 special character
- min. 1 upper-case character
- min. 10 characters long

Repeat new password

Save

- ▶ Enter **new password**
- ▶ Repeat password and click „**Save**“



Set new password for your Bosch ID

✓ New password set successfully. You can now login with your new password.

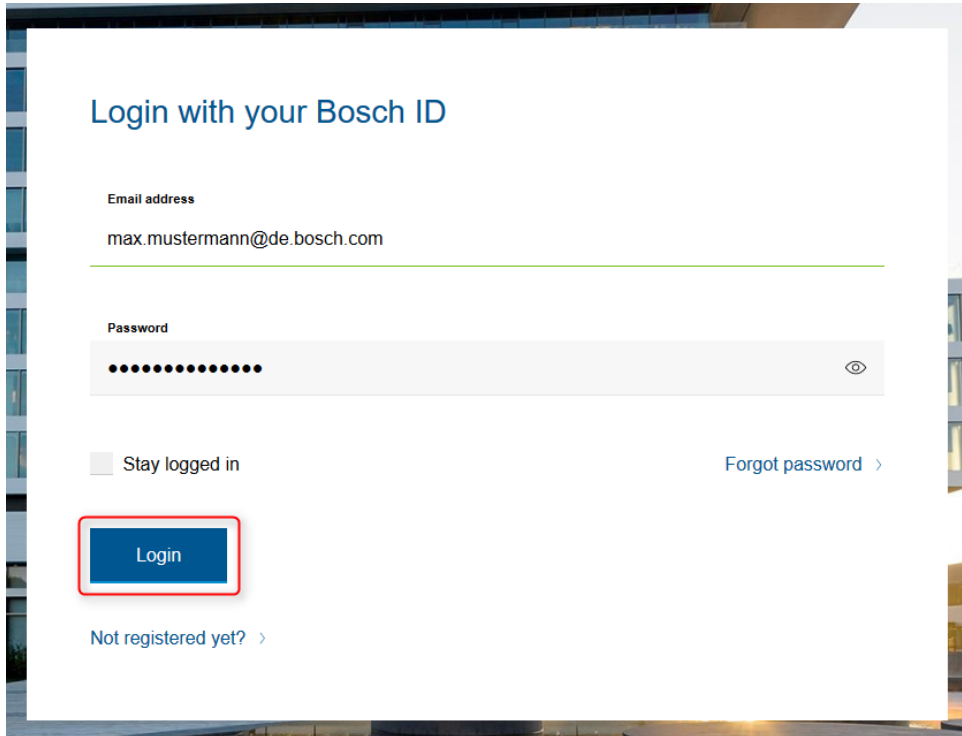
< Continue

- ▶ Click on „**Continue**“

ESeP Login Process

Step 3/3 – Login

- ▶ Please enter your **email address**
- ▶ Please enter your **password**
- ▶ Finally select the „**Login**“ Button for access



Login with your Bosch ID

Email address
max.mustermann@de.bosch.com

Password
●●●●●●●●●●

Stay logged in [Forgot password >](#)

Login

[Not registered yet? >](#)

ESeP Bosch Account Login Process

Get Access to Bosch Account Login

- ▶ If you are already registered with a **Bosch Account** please choose in Step 1 **“Login with Bosch Account in the Dealer-Portal!”**

- ▶ Please enter your **Email address**
- ▶ Please enter your **password**
- ▶ Finally select the **„Login“** Button for access

Access the Bosch Electronic Service Portal in just a few steps



Login with your Bosch ID

Email address
max.mustermann@de.bosch.com

Password
●●●●●●●●

Stay logged in [Forgot password >](#)

Login

[Not registered yet? >](#)

ESeP Registration Process

Any Questions?

► Get in touch with us!

Tel: +49 (0)5121 49 5720

E-Mail: reparatur@de.bosch.com

Monday – Friday: 8 a.m. – 4 p.m.